



HIE Usage Dashboard Training

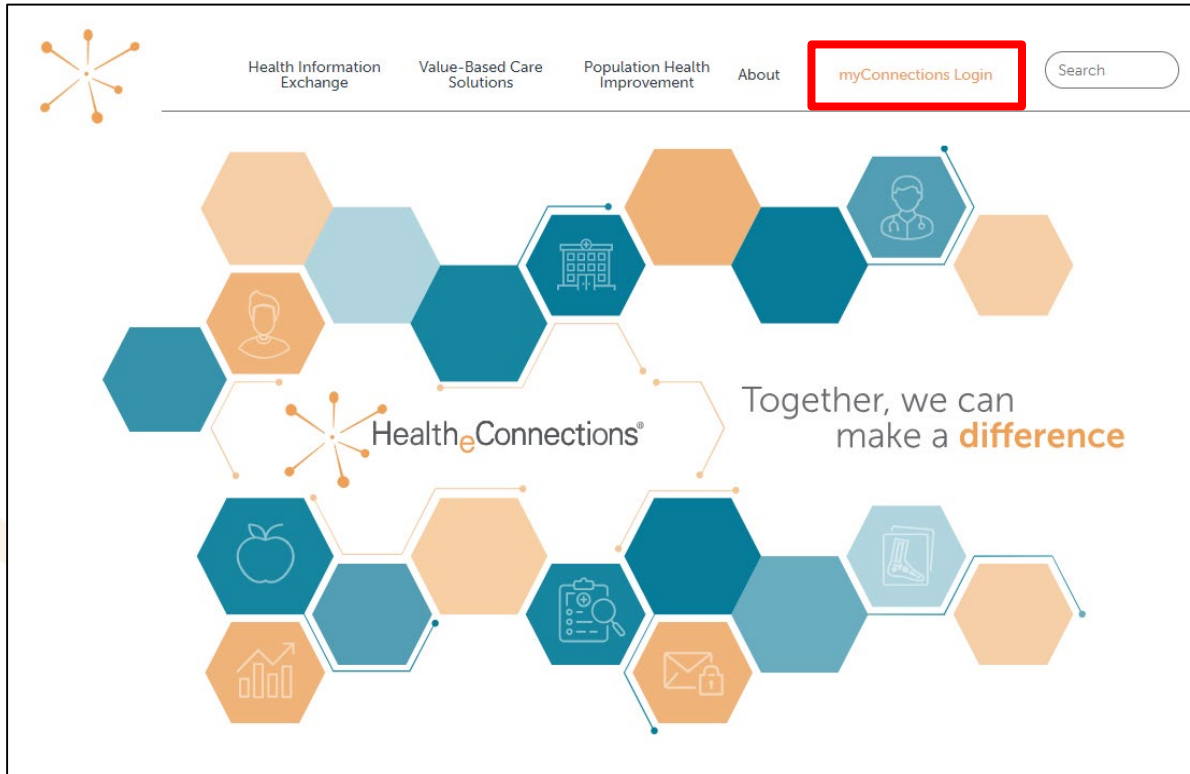


HIE Usage Dashboard Introduction



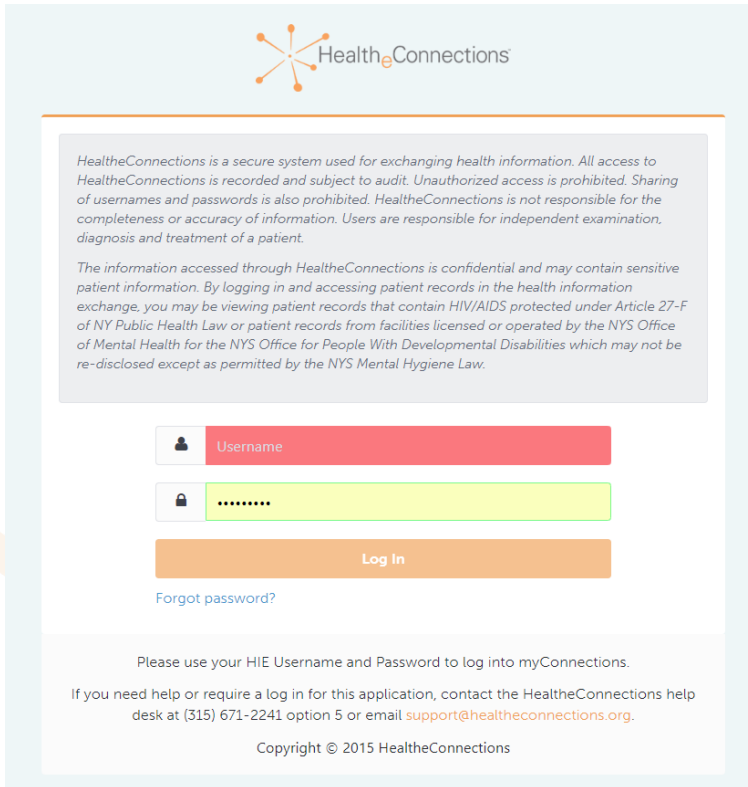
- The HIE Usage Dashboard is a tool available to authorized users who have access to the HealthConnections portal
- Reports will include organization demographic information, consent information, user information, unique patient count accesses, and results delivery
- Reports can be exported from the portal in Excel format and manipulated as needed

Accessing HealthConnections



- Access myConnections portal via any web browser
- Click “myConnections Login” to enter your username and password

Logging In



The screenshot shows the HealthConnections login interface. At the top left is the HealthConnections logo. Below it is a disclaimer box with two paragraphs of text. Underneath the disclaimer are two input fields: a red one for 'Username' and a yellow one for a password (masked with dots). Below these is an orange 'Log In' button. A blue link for 'Forgot password?' is positioned below the button. At the bottom of the page, there is a footer with contact information and a copyright notice.

HealthConnections is a secure system used for exchanging health information. All access to HealthConnections is recorded and subject to audit. Unauthorized access is prohibited. Sharing of usernames and passwords is also prohibited. HealthConnections is not responsible for the completeness or accuracy of information. Users are responsible for independent examination, diagnosis and treatment of a patient.

The information accessed through HealthConnections is confidential and may contain sensitive patient information. By logging in and accessing patient records in the health information exchange, you may be viewing patient records that contain HIV/AIDS protected under Article 27-F of NY Public Health Law or patient records from facilities licensed or operated by the NYS Office of Mental Health for the NYS Office for People With Developmental Disabilities which may not be re-disclosed except as permitted by the NYS Mental Hygiene Law.

Username

.....

Log In

[Forgot password?](#)

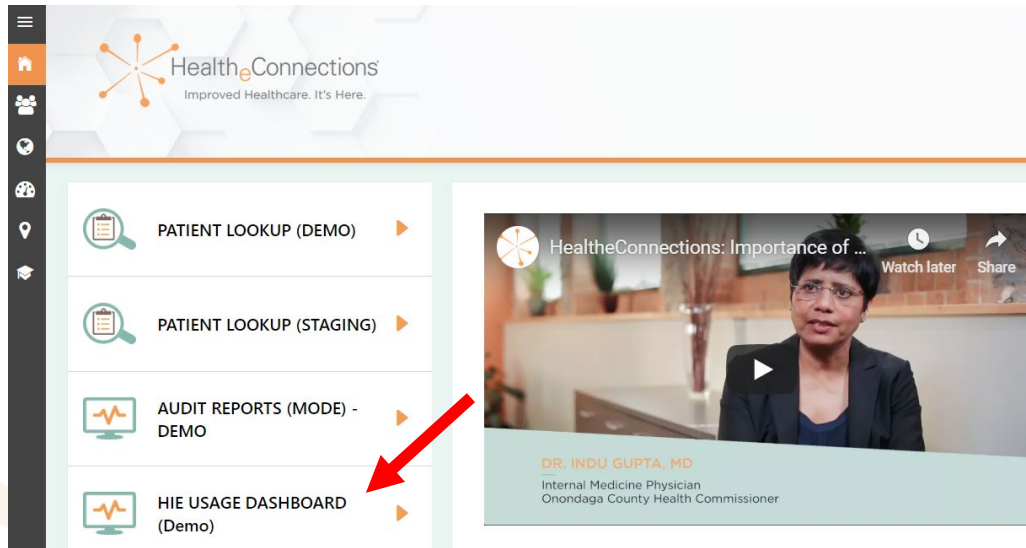
Please use your HIE Username and Password to log into myConnections.

If you need help or require a log in for this application, contact the HealthConnections help desk at (315) 671-2241 option 5 or email support@healthconnections.org.

Copyright © 2015 HealthConnections

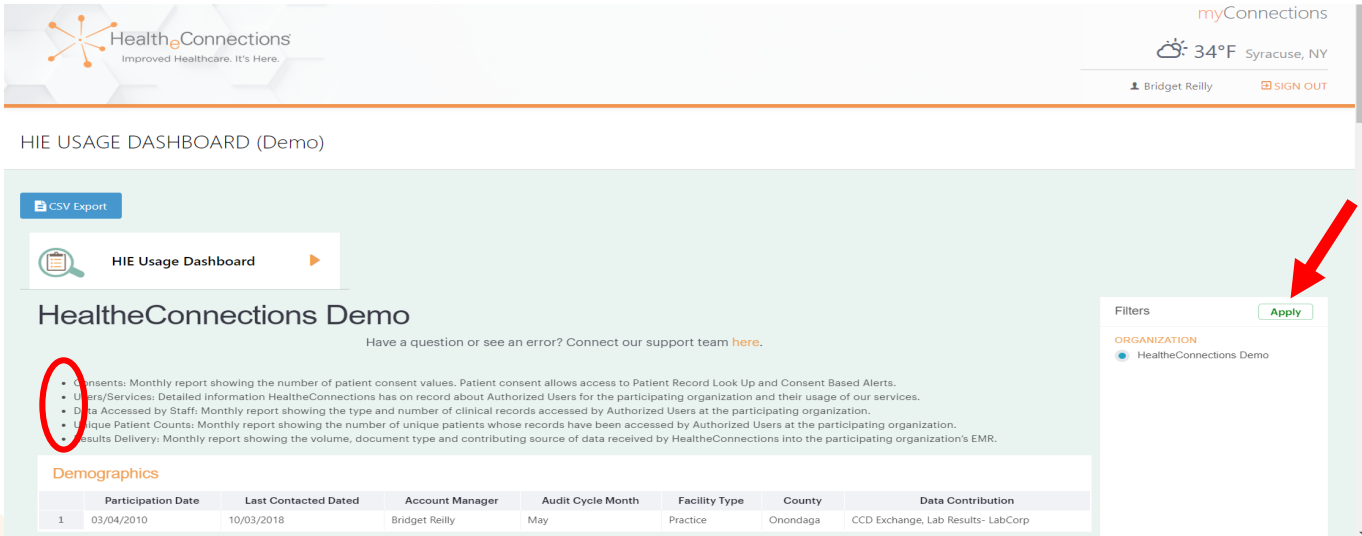
- Enter your username and password
- Click “Log in”
- If you forgot your password, click the link to reset it

Accessing HIE Usage Dashboard



- HIE Usage Dashboard is available by clicking on the HIE Usage Dashboard badge after the login screen.

Viewing HIE Usage Dashboard



HealthConnections
Improved Healthcare. It's Here.

myConnections
34°F Syracuse, NY
Bridget Reilly SIGN OUT

HIE USAGE DASHBOARD (Demo)

CSV Export

HIE Usage Dashboard

HealthConnections Demo
Have a question or see an error? Connect our support team [here](#).

- Consents: Monthly report showing the number of patient consent values. Patient consent allows access to Patient Record Look Up and Consent Based Alerts.
- Users/Services: Detailed Information HealthConnections has on record about Authorized Users for the participating organization and their usage of our services.
- Data Accessed by Staff: Monthly report showing the type and number of clinical records accessed by Authorized Users at the participating organization.
- Unique Patient Counts: Monthly report showing the number of unique patients whose records have been accessed by Authorized Users at the participating organization.
- Results Delivery: Monthly report showing the volume, document type and contributing source of data received by HealthConnections into the participating organization's EMR.

Demographics

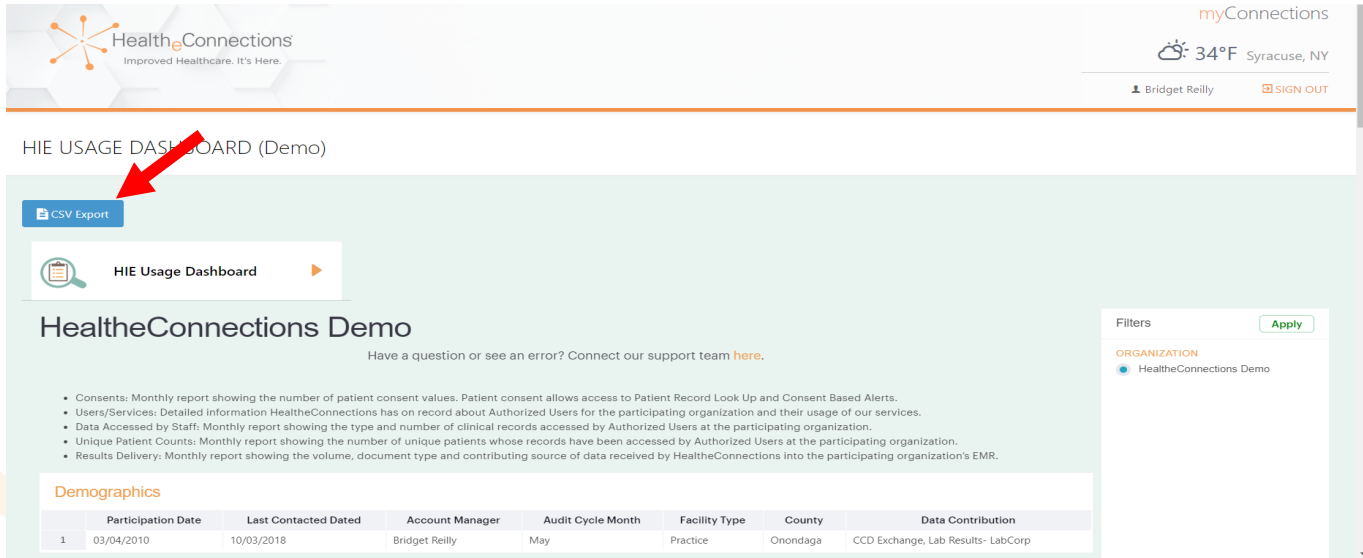
	Participation Date	Last Contacted Dated	Account Manager	Audit Cycle Month	Facility Type	County	Data Contribution
1	03/04/2010	10/03/2018	Bridget Reilly	May	Practice	Onondaga	CCD Exchange, Lab Results- LabCorp

Filters
Apply

ORGANIZATION
 HealthConnections Demo

- The HIE Usage Dashboard will display a list of available reports and your organization's demographics
- On the right, filters are available for users to select the various organizations that they are affiliated with for reporting purposes
- You can select a different organization by changing the filters and clicking "Apply"

Viewing Dashboard Reports



myConnections
34°F Syracuse, NY
Bridget Reilly SIGN OUT

HIE USAGE DASHBOARD (Demo)

CSV Export

HIE Usage Dashboard

HealthConnections Demo

Have a question or see an error? Connect our support team [here](#).

- **Consents:** Monthly report showing the number of patient consent values. Patient consent allows access to Patient Record Look Up and Consent Based Alerts.
- **Users/Services:** Detailed information HealthConnections has on record about Authorized Users for the participating organization and their usage of our services.
- **Data Accessed by Staff:** Monthly report showing the type and number of clinical records accessed by Authorized Users at the participating organization.
- **Unique Patient Counts:** Monthly report showing the number of unique patients whose records have been accessed by Authorized Users at the participating organization.
- **Results Delivery:** Monthly report showing the volume, document type and contributing source of data received by HealthConnections into the participating organization's EMR.

Demographics

	Participation Date	Last Contacted Dated	Account Manager	Audit Cycle Month	Facility Type	County	Data Contribution
1	03/04/2010	10/03/2018	Bridget Reilly	May	Practice	Onondaga	CCD Exchange, Lab Results- LabCorp

Filters Apply

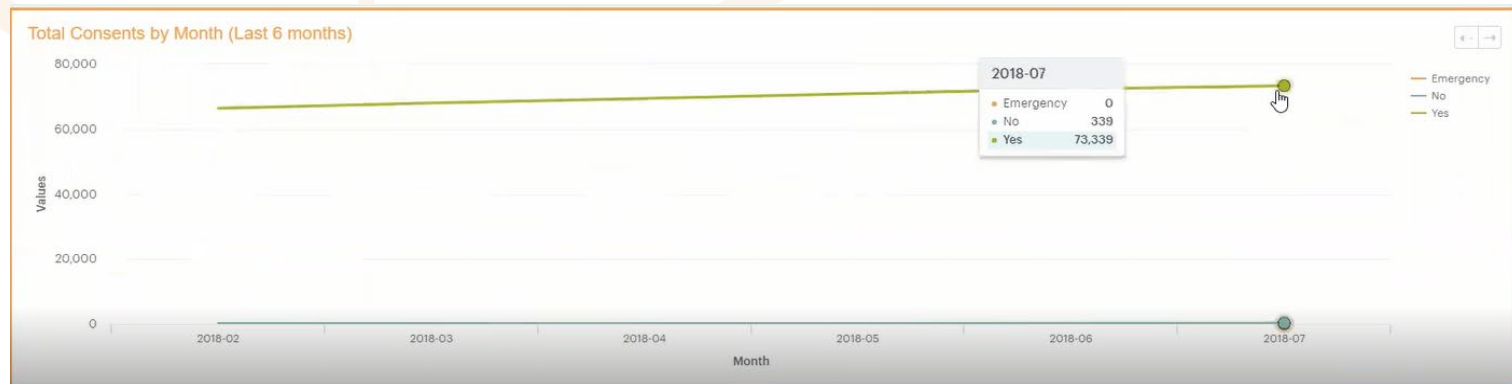
ORGANIZATION

- HealthConnections Demo

- Reports can be viewed by using the scroll bar on the far right
- CSV export allows you to save the reports to Excel and manipulate data as needed

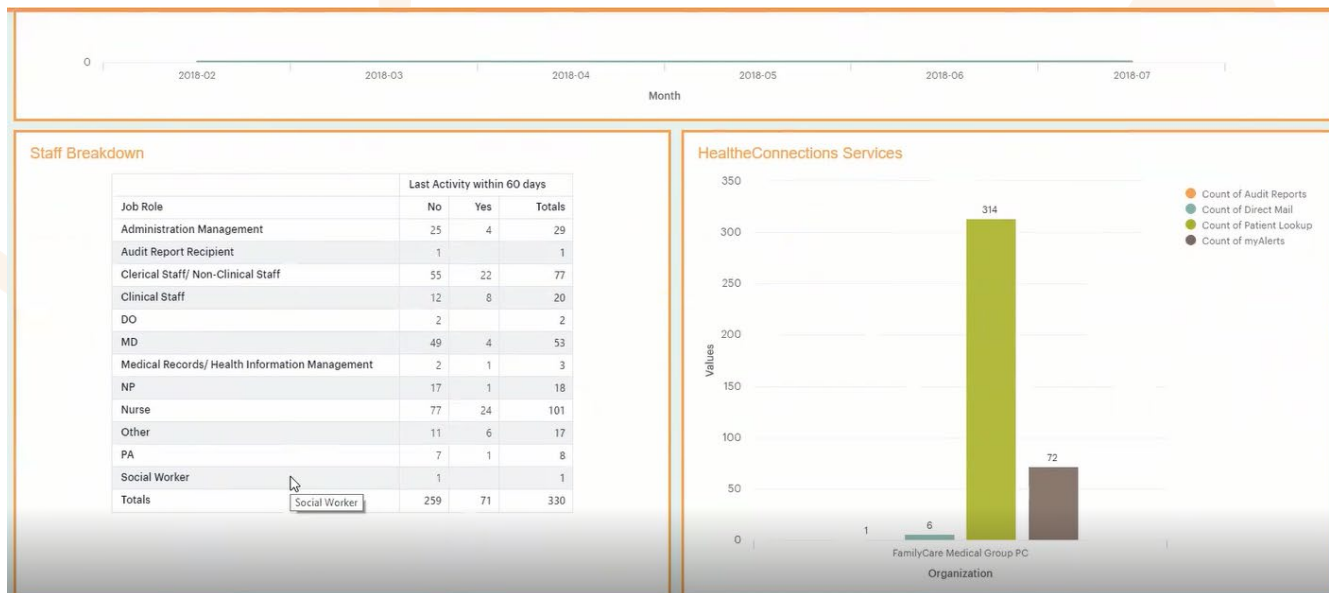
HIE Usage Dashboard – Consent Reports

- After viewing demographic reports, additional reports are available by scrolling down
- The monthly consent report shows the number of patient consent values
- The most recent 6 months of consent information (Yes, No, and Emergency Only) will be displayed



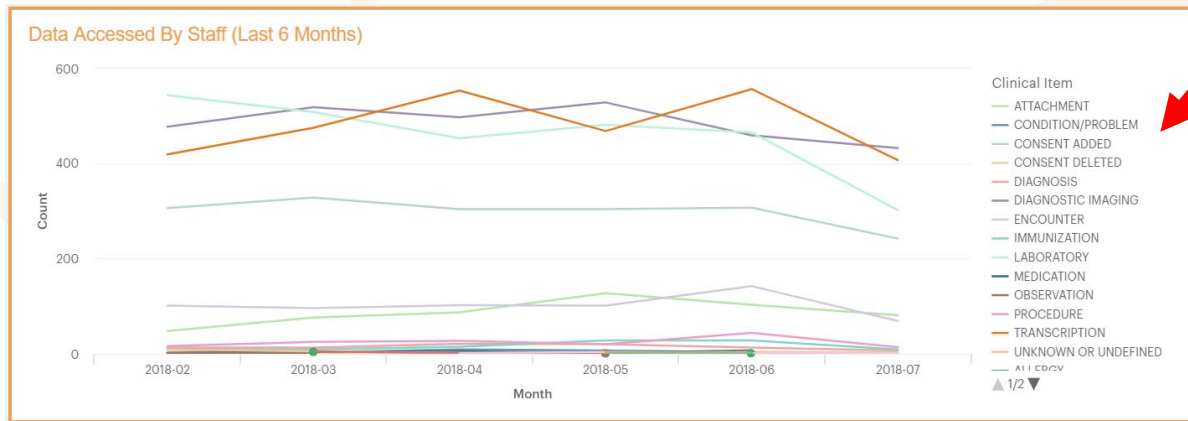
HIE Usage Dashboard – Users / Services

- The next report is a breakdown of authorized users within an organization and usage of HealthConnections services
- CSV reports will generate a list of all staff members who have access



HIE Usage Dashboard – Data Accessed

- The next report will display what sections of a patient record were accessed by authorized users within an organization
- The line graph can be manipulated to display clinical items highlighted within the legend on the right



HIE Usage Dashboard – Unique Patient Counts

- This is a monthly report showing the number of unique patient records that have been accessed by authorized users at the organization



Logging Out

- Once you have reviewed a report and need to review another, scroll down to view another report
- Once your review is complete, you can exit HealthConnections by clicking on “Sign Out” in the top right corner



Important Information



HealthConnections Support:

- Email: support@healthconnections.org
- Direct email: support@hiemail.healthconnections.org
- Phone: 315-671-2241 ext. 5

Training Materials:

- Additional materials and forms are available on our webpage www.healthconnections.org

myConnections:

- On the myConnections login page, you can use “Forgot Password” for quick and easy password resets



Thank you!

healthconnections.org
info@healthconnections.org

